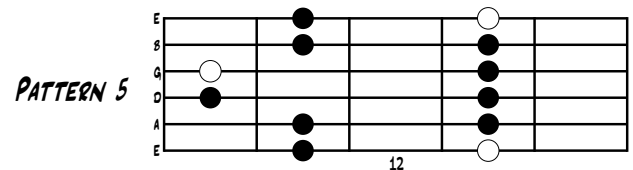
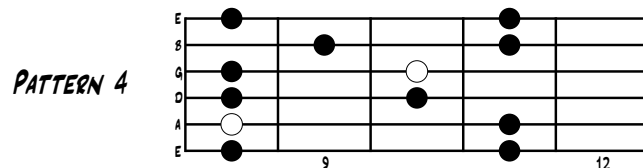
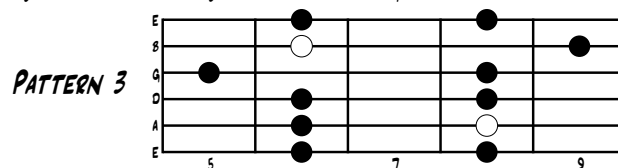
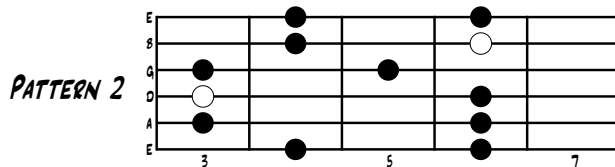
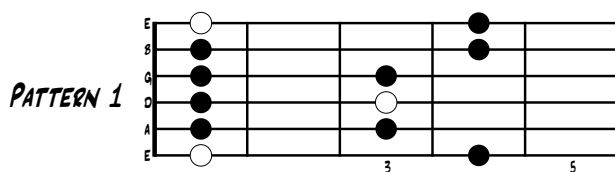


# 5 PATTERNS FOR MINOR THE PENTATONIC SCALE

AARON RASHAW



**NOTE:** PATTERN 1 STARTS ON THE FIRST FRET (F NOTE) IN THIS EXAMPLE. THAT MAKES THIS EXAMPLE "F MINOR PENTATONIC." THINK OF THESE 5 PATTERNS AS "ONE BIG INTERLOCKING PATTERN" WITH THE WHITE DOT FROM PATTERN 1 BEING THE STARTING, ROOT NOTE.

IF WE MOVE THE PATTERN 1 WHITE DOT TO START ON THE 5TH FRET OF THE 6TH STRING (A NOTE) WE NOW HAVE AN "A MINOR PENTATONIC." ALL OTHER PATTERNS WOULD THEN BE BASED OFF PATTERN 1 (FROM A NOTE FRET 5) MAKING ALL PATTERNS "A MINOR PENTATONIC." IF WE MOVE IT TO THE (G NOTE 3RD FRET) ALL PATTERNS WOULD BE "G MINOR PENTATONIC." GET IT?

**RULE:** IF A PATTERN SHOULD START ON THE 12TH FRET YOU MAY ALSO USE IT ON THE ZERO FRET. THEY ARE THE SAME/OCTAVES NOTES. SAME APPLIES FOR PATTERNS 13TH FRET=1ST FRET, 14TH FRET=2ND FRET, 15TH FRET=3RD, ETC. DON'T WORRY, YOU'LL GET IT!