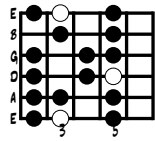


# 5 MAJOR SCALE PATTERNS (G MAJOR)

AARON RASHAW



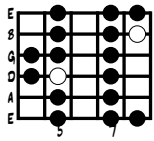
FINGER PATTERN #1

4

NOTE NAMES → F# G A B C D E F# G A B C D E F# G A  
 SCALE TONES → 7 2 3 4 5 6 7 2 3 4 5 6 7 2 3

FRETS → 4 4 2 3 5 2 3 5 2 4 5 2 4 5 3 5 2 3 5

FINGERS → 1 2 4 1 2 4 1 3 4 1 3 4 2 4 1 2 4



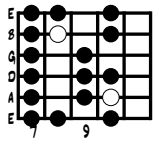
FINGER PATTERN #2

6

A B C D E F# G A B C D E F# G A B C  
 2 3 4 5 6 7 2 3 4 5 6 7 2 3 4

FRETS → 5 7 8 5 7 4 5 7 4 5 7 5 7 8 5 7 8

FINGERS → 1 3 4 1 3 1 2 4 1 2 4 1 3 4 1 3 4



FINGER PATTERN #3

11

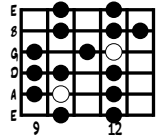
B C D E F# G A B C D E F# G A B C D  
 3 4 5 6 7 2 3 4 5 6 7 2 3 4 5

FRETS → 7 8 10 7 9 10 7 9 10 7 9 7 8 10 7 8 10

FINGERS → 1 2 4 1 3 4 1 3 4 1 3 1 2 4 1 2 4

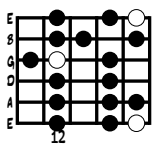
2

16



FINGER PATTERN #4

Musical notation for Finger Pattern #4, measures 16-23. The notation includes a treble clef, a key signature of one sharp (F#), and a sequence of notes: D, E, F#, G, A, B, C, D, E, F#, G, A, B, C, D, E. Below the notes are fingerings: 5, 6, 7, R, 2, 3, 4, 5, 6, 7, R, 2, 3, 4, 5, 6. The bass staff shows fret numbers: 10-12, 9-10, 12-9-10-12, 9-11-12-10, 12-13-10-12. Below the bass staff are fingerings: 2, 4, 1, 2, 4, 1, 2, 4, 1, 3, 4, 1, 3, 4, 1, 3.



FINGER PATTERN #5

20

Musical notation for Finger Pattern #5, measures 20-27. The notation includes a treble clef, a key signature of one sharp (F#), and a sequence of notes: E, F#, G, A, B, C, D, E, F#, G, A, B, C, D, E, F#, G. Below the notes are fingerings: 6, 7, R, 2, 3, 4, 5, 6, 7, R, 2, 3, 4, 5, 6, 7, R. The bass staff shows fret numbers: 12-14-15, 12-14-15, 12-14, 11-12-14-12, 13-15, 12-14, 15. Below the bass staff are fingerings: 1, 3, 4, 1, 3, 4, 1, 3, 1, 2, 4, 1, 2, 4, 1, 3, 4.